

Signify Classified - Internal
Cooper Lighting Solutions Photometric Lab
1121 Highway 74 South
Peachtree City, GA 30269



Scaled data based on original data using
LM-79-08 Approved Method: Electrical and Photometric Measurements of Solid-
State Lighting Products

Test Report Prepared for
Cooper Lighting Solutions
(formerly Eaton)

Brand: INVUE

Report Number: P868689

Luminaire Tested: **EMM2-HTN-SA3B-750-U-T5R**

Issue Date: 08/22/2024



Test Information

Test Method: LM-79-08
Report Number: P868689
Test Lab: INNOVATION CENTER(G3)
Issue Date: 08/22/2024
Manufacturer: COOPER LIGHTING SOLUTIONS (FORMERLY EATON)
Product Line: INVUE
Catalog Number: EMM2-HTN-SA3B-750-U-T5R
Description: EPIC MODERN TALL HOUSING DISCRETE LED ARRAYS 150W 70CRI 5000K
FIXTURE w/ TYPE V ROUND DISTRIBUTION OPTIC
Light Source: (30) 5000K CCT, 70 CRI LEDS
Ballast/Driver: ELECTRONIC DRIVER

Summary

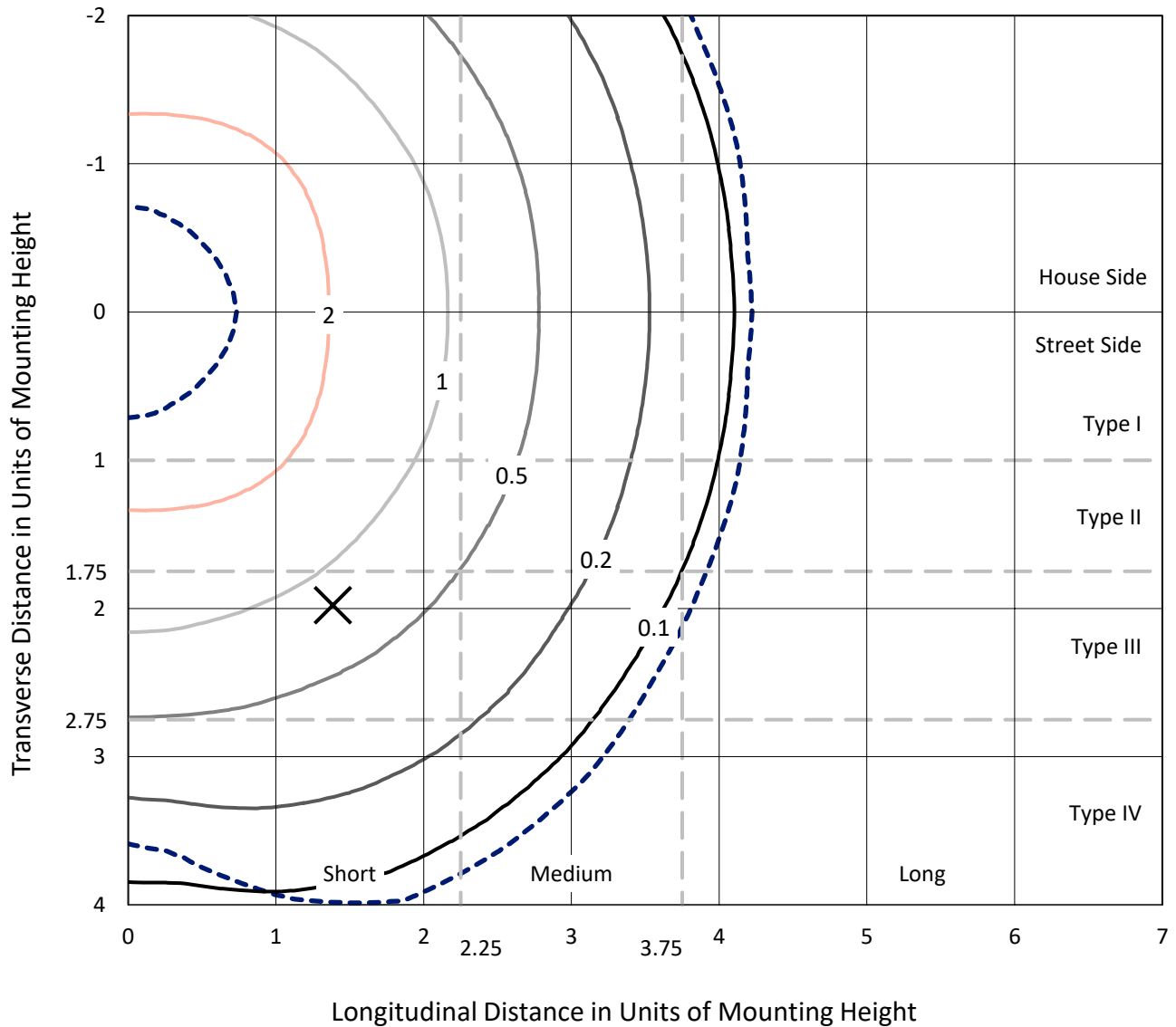
Lumens per Lamp: N/A
Luminaire Lumens: 19284 lumens
Efficiency: N/A
Efficacy: 143.9 lumens/watt
Luminous Opening: Rectangular (W 1' x L: 0.33' x H: 0')
IES Classification: Type V - Short
BUG Rating: B4 - U0 - G2

Input Watts (W): 134
Input Voltage (V): 120
Input Current (A_{in}): NR
Voltage Rise (V): NR
Power Factor: 0.99
Total Harmonic Distortion (THDi): 6.70%
Frequency (hertz): 60
Stabilization Time: NR
Operation Time: NR
Ambient Temperature (°C): NR
Test Distance: 24 FT

REPORT NUMBER: P868689
 CATALOG NUMBER: EMM2-HTN-SA3B-750-U-T5R

Iso-Footcandle Lines of Horizontal Illumination

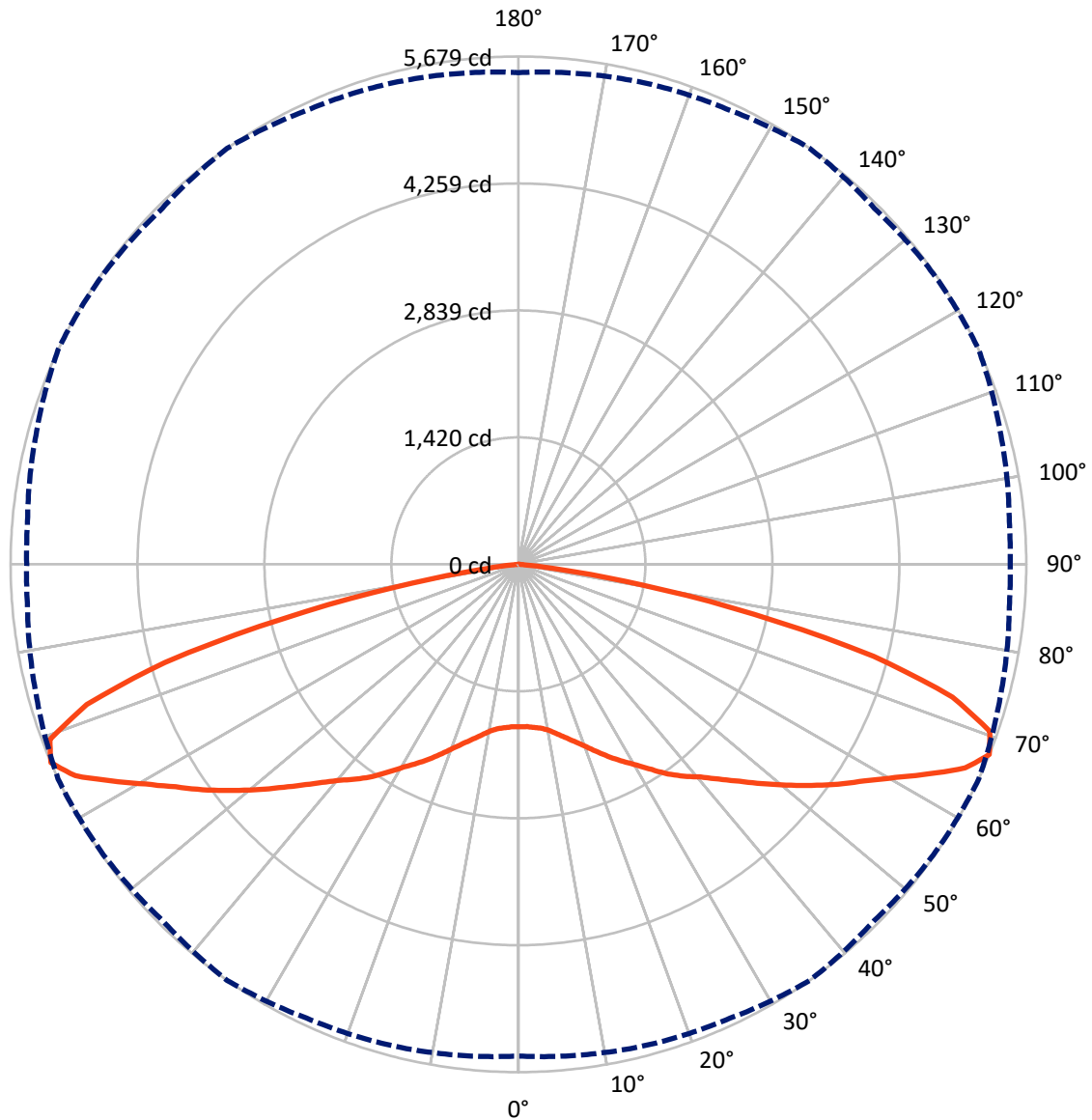
× Max cd
 - - - 1/2 Max cd



Based on 20 foot mounting height. Maximum calculated value = 4.6 fc
 Type V - Short - N/A

REPORT NUMBER: P868689
CATALOG NUMBER: EMM2-HTN-SA3B-750-U-T5R

Luminous Intensity Polar Plot



— Vertical Plane Through 35-Deg Lateral - - - Horizontal Cone Through 67.5-Deg Vertical

REPORT NUMBER: P868689
 CATALOG NUMBER: EMM2-HTN-SA3B-750-U-T5R

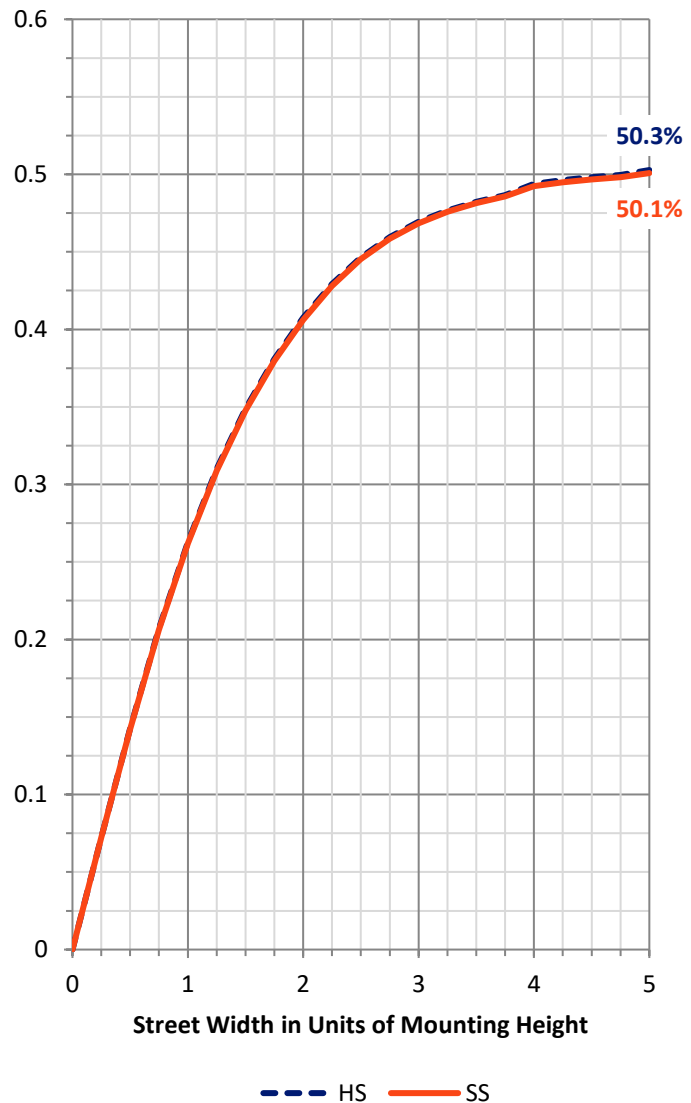
FLUX DISTRIBUTION:

		Downward	Upward	Total
House Side	Lumens	9642.0	0.0	9642.0
	% Fixture	50.0	0.0	50.0
Street Side	Lumens	9642.0	0.0	9642.0
	% Fixture	50.0	0.0	50.0
Total	Lumens	19284.0	0.0	19284.0
	% Fixture	100.0	0.0	100.0

Coefficient of Utilization

ZONAL LUMENS:

Zone	Lumens	% Fixture
0°-10°	176.6	0.9
10°-20°	578.9	3.0
20°-30°	1106.5	5.7
30°-40°	1788.1	9.3
40°-50°	2617.2	13.6
50°-60°	3753.0	19.5
60°-70°	5260.0	27.3
70°-80°	3711.5	19.2
80°-90°	292.2	1.5
90°-100°	0.0	0.0
100°-110°	0.0	0.0
110°-120°	0.0	0.0
120°-130°	0.0	0.0
130°-140°	0.0	0.0
140°-150°	0.0	0.0
150°-160°	0.0	0.0
160°-170°	0.0	0.0
170°-180°	0.0	0.0
0°-90°	19284.0	100.0
0°-180°	19284.0	100.0



REPORT NUMBER: P868689

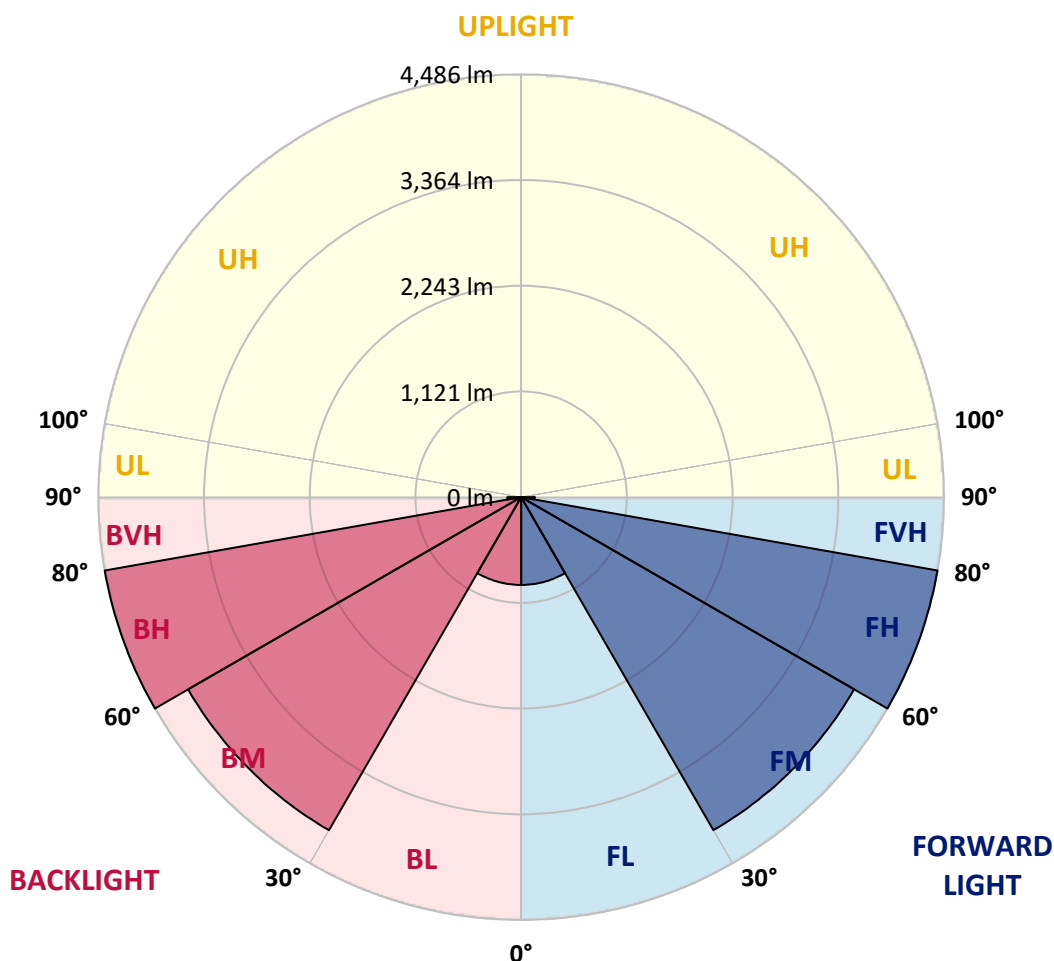
CATALOG NUMBER: EMM2-HTN-SA3B-750-U-T5R

LUMINAIRE CLASSIFICATION SYSTEM LUMEN TABLE AND BUG RATING:

Zone	Lumens	% Fixture	Zone Rating/Lumen Limit		
			B	U	G
FL (0°-30°)	931.0	4.8			
FM (30°-60°)	4079.1	21.2			
FH (60°-80°)	4485.8	23.3			G2/5000
FVH (80°-90°)	146.1	0.8			G2/225
BL (0°-30°)	931.0	4.8	B2/1000		
BM (30°-60°)	4079.1	21.2	B3/5000		
BH (60°-80°)	4485.8	23.3	B4/5000		G2/5000
BVH (80°-90°)	146.1	0.8			G2/225
UL (90°-100°)	0.0	0.0		U0/0	
UH (100°-180°)	0.0	0.0		U0/0	

BUG Rating: B4-U0-G2

Type V Short





REPORT NUMBER: P868689
 CATALOG NUMBER: EMM2-HTN-SA3B-750-U-T5R

CANDELA DISTRIBUTION (FULL):

	0°	5°	15°	25°	35°	45°	55°	65°	75°	85°	90°
0°	1816.5	1816.5	1816.5	1816.5	1816.5	1816.5	1816.5	1816.5	1816.5	1816.5	1816.5
2.5°	1827.8	1824.0	1820.3	1820.3	1816.5	1820.3	1816.5	1820.3	1816.5	1816.5	1816.5
5°	1839.0	1835.3	1835.3	1835.3	1831.5	1831.5	1831.5	1831.5	1827.8	1824.0	1827.8
7.5°	1850.3	1850.3	1846.5	1854.0	1850.3	1854.0	1854.0	1857.8	1850.3	1846.5	1850.3
10°	1880.3	1880.3	1880.3	1887.8	1887.8	1899.1	1899.1	1902.8	1899.1	1891.6	1891.6
12.5°	1944.1	1940.4	1940.4	1940.4	1947.9	1955.4	1962.9	1962.9	1959.1	1947.9	1947.9
15°	2015.4	2022.9	2015.4	2011.7	2015.4	2022.9	2030.4	2030.4	2026.7	2022.9	2022.9
17.5°	2101.7	2105.5	2098.0	2090.5	2090.5	2101.7	2105.5	2105.5	2101.7	2094.2	2094.2
20°	2176.8	2180.6	2180.6	2176.8	2180.6	2188.1	2191.8	2195.6	2184.3	2173.1	2173.1
22.5°	2240.6	2244.4	2251.9	2266.9	2281.9	2289.4	2285.6	2285.6	2266.9	2255.6	2251.9
25°	2319.4	2330.7	2345.7	2364.5	2390.7	2409.5	2402.0	2387.0	2372.0	2349.4	2345.7
27.5°	2473.3	2473.3	2458.3	2465.8	2495.8	2514.6	2507.1	2495.8	2465.8	2450.8	2447.0
30°	2593.4	2593.4	2593.4	2585.9	2604.7	2627.2	2619.7	2600.9	2585.9	2578.4	2578.4
32.5°	2709.7	2702.2	2713.5	2728.5	2736.0	2743.5	2743.5	2728.5	2702.2	2691.0	2691.0
35°	2818.6	2826.1	2837.4	2859.9	2878.6	2867.4	2848.6	2837.4	2811.1	2788.6	2788.6
37.5°	2923.7	2931.2	2942.4	2976.2	3006.2	3002.5	2980.0	2949.9	2916.2	2897.4	2886.1
40°	2998.7	3002.5	3032.5	3085.1	3126.3	3141.4	3122.6	3081.3	3028.8	2991.2	2995.0
42.5°	3088.8	3096.3	3145.1	3220.2	3280.2	3302.7	3276.5	3220.2	3145.1	3096.3	3096.3
45°	3220.2	3223.9	3287.7	3381.6	3460.4	3497.9	3460.4	3381.6	3284.0	3235.2	3231.4
47.5°	3351.5	3362.8	3434.1	3546.7	3663.0	3708.1	3666.8	3565.5	3449.1	3389.1	3381.6
50°	3501.7	3509.2	3595.5	3749.4	3880.7	3940.8	3888.2	3760.6	3633.0	3558.0	3561.7
52.5°	3648.0	3670.5	3786.9	3948.3	4105.9	4173.5	4098.4	3959.5	3824.4	3753.1	3749.4
55°	3865.7	3892.0	3993.3	4173.5	4338.6	4413.7	4342.4	4188.5	4042.1	3963.3	3948.3
57.5°	4139.7	4154.7	4244.8	4428.7	4567.5	4638.8	4597.6	4454.9	4316.1	4218.5	4199.7
60°	4451.2	4466.2	4537.5	4725.2	4837.8	4890.3	4875.3	4792.7	4698.9	4653.9	4642.6
62.5°	4894.1	4897.8	4935.3	5044.2	5156.8	5179.3	5141.8	5123.0	5153.0	5104.2	5115.5
65°	5400.7	5400.7	5389.5	5404.5	5490.8	5464.5	5438.3	5520.8	5505.8	5423.2	5408.2
67.5°	5498.3	5520.8	5565.9	5599.6	5678.5	5629.7	5663.4	5678.5	5584.6	5509.6	5498.3
70°	4920.3	4946.6	5198.1	5351.9	5592.1	5637.2	5528.3	5472.0	5367.0	5228.1	5190.6
72.5°	3355.3	3486.6	4211.0	4706.4	5074.2	5130.5	5070.5	4999.1	4789.0	4680.1	4605.1
75°	2679.7	2751.0	3396.6	3884.5	4102.2	4098.4	3858.2	3779.4	3614.2	3599.2	3614.2
77.5°	1636.4	1651.4	2285.6	2668.5	2694.7	2679.7	2582.1	2522.1	2544.6	2432.0	2450.8
80°	499.2	544.2	863.2	1302.3	1399.9	1354.9	1336.1	1358.6	1381.1	1414.9	1467.5
82.5°	101.3	127.6	172.6	375.3	427.9	424.1	420.3	465.4	506.7	525.4	638.0
85°	11.3	11.3	15.0	30.0	63.8	101.3	105.1	93.8	142.6	138.9	97.6
87.5°	3.8	3.8	3.8	3.8	3.8	7.5	7.5	7.5	7.5	7.5	7.5
90°	0.0	0.0	0.0	0.0	0.0	0.0	0.0	0.0	0.0	0.0	0.0

LM-79-2019: Approved Method: Electrical and Photometric Measurements of Solid-State Lighting Products

Report Prepared for

Cooper Lighting Solutions

Streetworks

Report Number: SP1-2407-157-6

Test Date: 08/07/2024

Luminaire Tested: MEM2-HTN-SA-40-750-U-5WQ-2

Data in this report applies to families of products including MEM2-HTN-SA-40-750-U-5WQ-2

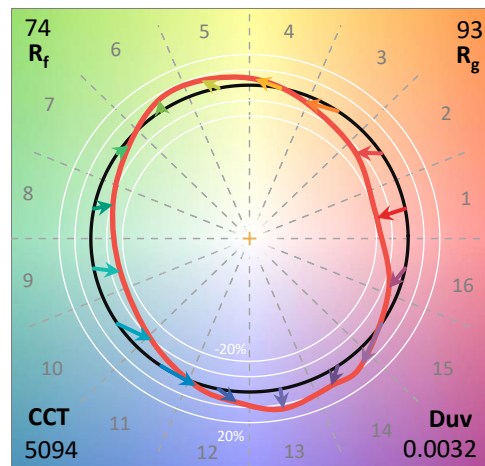
Test Information

Test Method: LM-79-2019
 Report Number: SP1-2407-157-6
 Test Lab: COOPER LIGHTING SOLUTIONS
 Photometer: SP1 - 76IN SPHERE
 Measurement Geometry: 4π
 Issue Date: 08/20/2024
 Manufacturer: COOPER LIGHTING SOLUTIONS
 Product Line: Streetworks
 Catalog Number: **MEM2-HTN-SA-40-750-U-5WQ-2**
 Description: Epic Modern Light Square 40W 5WQ Optic and Flare Trim

Spectral Parameters

CCT (K): 5094
 CIE u': 0.2082
 CIE v': 0.4867
 Duv: 0.0032
 CIE x: 0.3430
 CIE y: 0.3564
 CIE z: 0.3006
 Peak Wavelength (nm): 451
 Dominant Wavelength (nm): 568
 Purity: 9.86439
 Rf: 73.7
 Rg: 93

CRI (Ra):	72.0		
R1:	68.6	R9:	-39.6
R2:	78.1	R10:	47.6
R3:	84.6	R11:	68.2
R4:	71.6	R12:	41.4
R5:	69.6	R13:	70.4
R6:	69.4	R14:	91.4
R7:	80.9	R15:	61.4
R8:	53.1		



Test Conditions

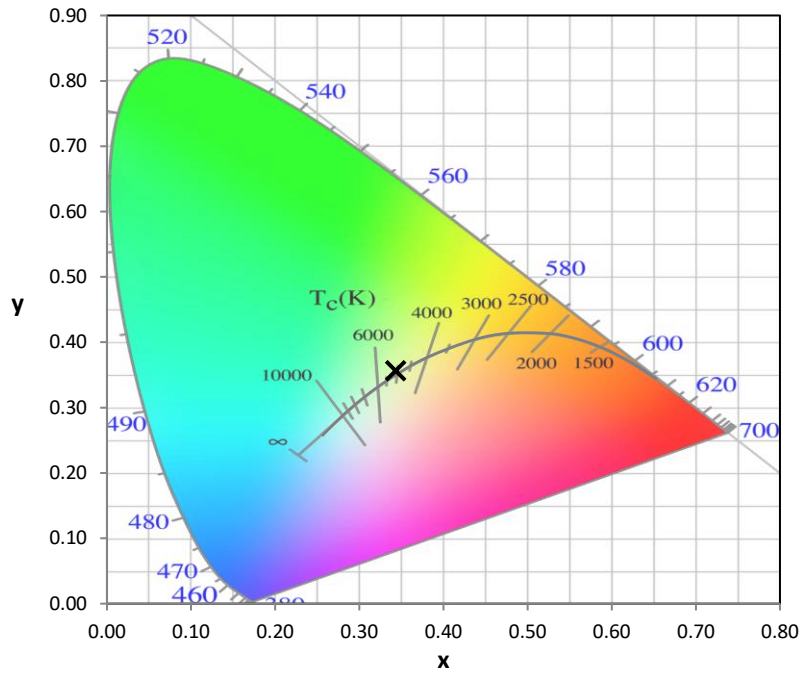
Stabilization Time: 20M
 Operation Time: 1H 20M
 Sphere Temperature (°C): 24.2

REPORT NUMBER: SP1-2407-157-6

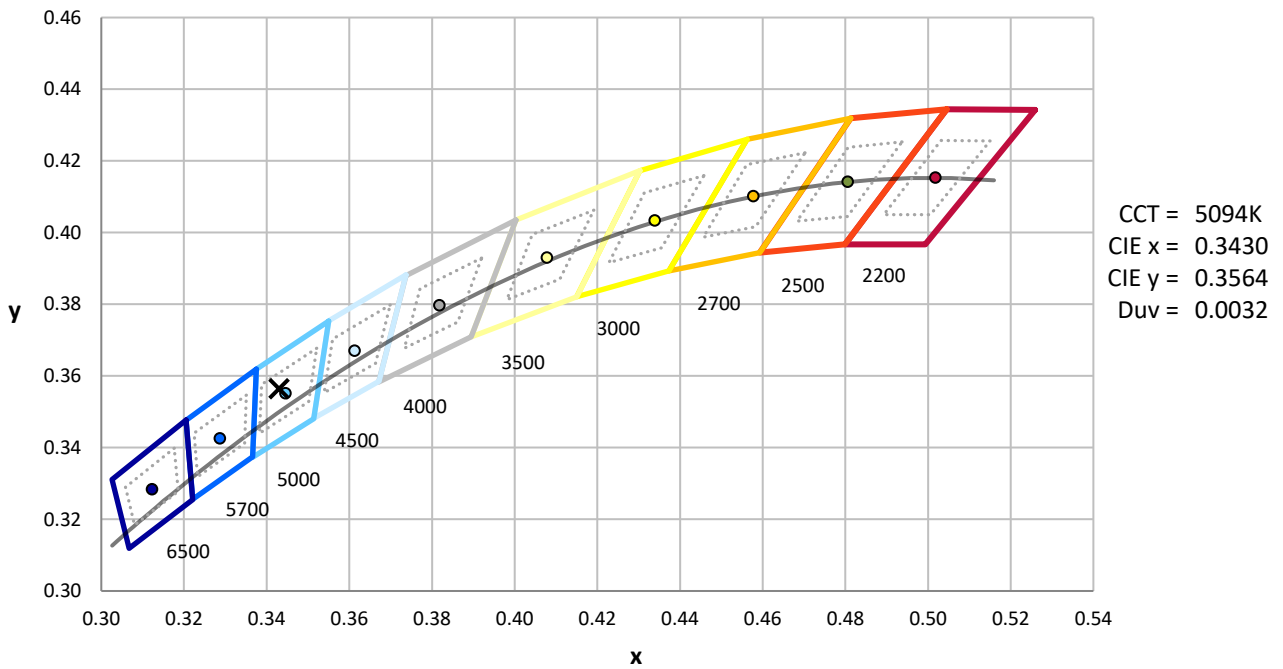
Measurement and Test Equipment			
Instrument	Identification Number	Calibration Date	Calibration Due Date
Photometer	IN0058	6/18/2024	12/18/2024
Power Meter	INXT2011004	2/8/2024	2/8/2025
AC Power Source	IN0063	10/24/2023	10/24/2024
DC Power Source	IN0208	10/24/2023	10/24/2024
Sphere Thermometer	IN0085	10/24/2023	10/24/2024
Room Thermometer	IN0046	10/24/2023	10/24/2024

REPORT NUMBER: SP1-2407-157-6

CIE 1931 Chromaticity Diagram



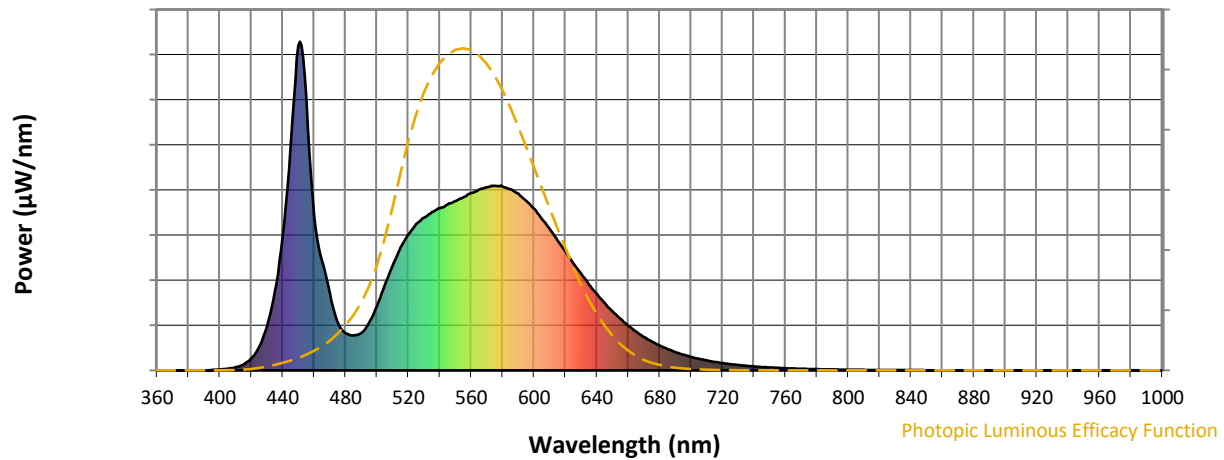
CIE 1931 Chromaticity Diagram with 2017 ANSI 7-Step and 4-Step Quadrangles



Point lies inside the ANSI 5000K 4-step quadrangle

REPORT NUMBER: SP1-2407-157-6

Photopic Flux vs. Wavelength

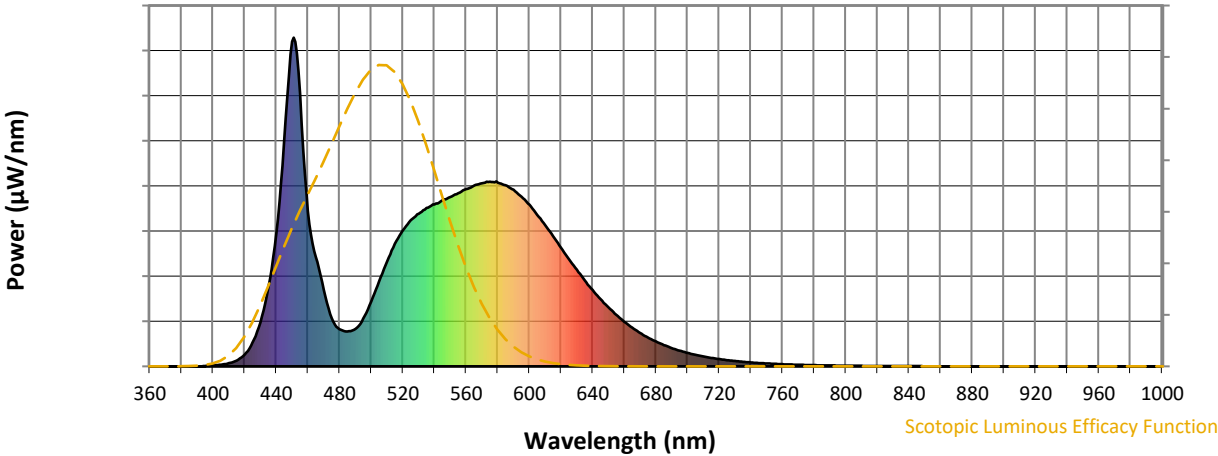


Photopic Lumens: NR

λ (nm)	Power W [^] /nm	Lumens (φ/nm)	λ (nm)	Power W [^] /nm	Lumens (φ/nm)	λ (nm)	Power W [^] /nm	Lumens (φ/nm)	λ (nm)	Power W [^] /nm	Lumens (φ/nm)	λ (nm)	Power W [^] /nm	Lumens (φ/nm)
360	0	NR	490	114	NR	620	361	NR	750	9	NR	880	0	NR
365	0	NR	495	145	NR	625	326	NR	755	8	NR	885	0	NR
370	0	NR	500	197	NR	630	294	NR	760	7	NR	890	0	NR
375	0	NR	505	259	NR	635	261	NR	765	6	NR	895	0	NR
380	0	NR	510	319	NR	640	232	NR	770	5	NR	900	0	NR
385	0	NR	515	373	NR	645	204	NR	775	4	NR	905	0	NR
390	0	NR	520	414	NR	650	179	NR	780	4	NR	910	0	NR
395	1	NR	525	445	NR	655	157	NR	785	3	NR	915	0	NR
400	3	NR	530	465	NR	660	136	NR	790	3	NR	920	0	NR
405	5	NR	535	482	NR	665	118	NR	795	2	NR	925	0	NR
410	9	NR	540	493	NR	670	102	NR	800	2	NR	930	0	NR
415	18	NR	545	505	NR	675	87	NR	805	2	NR	935	0	NR
420	36	NR	550	515	NR	680	75	NR	810	2	NR	940	0	NR
425	72	NR	555	527	NR	685	65	NR	815	1	NR	945	0	NR
430	134	NR	560	540	NR	690	56	NR	820	1	NR	950	0	NR
435	242	NR	565	550	NR	695	48	NR	825	1	NR	955	0	NR
440	407	NR	570	557	NR	700	41	NR	830	1	NR	960	0	NR
445	684	NR	575	561	NR	705	35	NR	835	1	NR	965	0	NR
450	988	NR	580	559	NR	710	30	NR	840	1	NR	970	0	NR
455	828	NR	585	551	NR	715	26	NR	845	1	NR	975	0	NR
460	473	NR	590	537	NR	720	22	NR	850	1	NR	980	0	NR
465	333	NR	595	516	NR	725	19	NR	855	0	NR	985	0	NR
470	232	NR	600	491	NR	730	16	NR	860	0	NR	990	0	NR
475	146	NR	605	461	NR	735	14	NR	865	0	NR	995	0	NR
480	113	NR	610	429	NR	740	12	NR	870	0	NR	1000	0	NR
485	106	NR	615	395	NR	745	10	NR	875	0	NR			

REPORT NUMBER: SP1-2407-157-6

Scotopic Flux vs. Wavelength



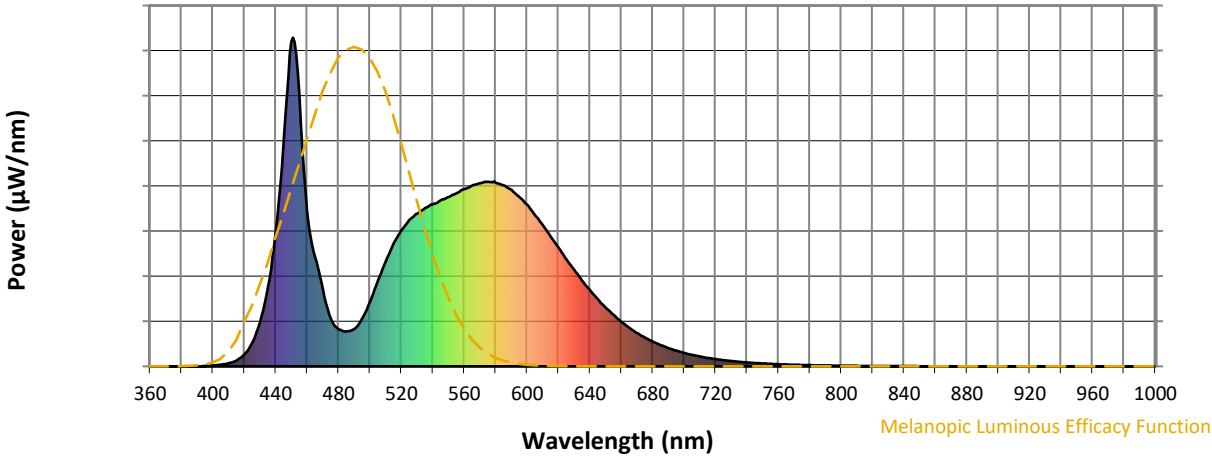
Scotopic Lumens: NR

S/P: 1.81

λ (nm)	Power W [^] /nm	Lumens (φ/nm)	λ (nm)	Power W [^] /nm	Lumens (φ/nm)	λ (nm)	Power W [^] /nm	Lumens (φ/nm)	λ (nm)	Power W [^] /nm	Lumens (φ/nm)	λ (nm)	Power W [^] /nm	Lumens (φ/nm)
360	0	NR	490	114	NR	620	361	NR	750	9	NR	880	0	NR
365	0	NR	495	145	NR	625	326	NR	755	8	NR	885	0	NR
370	0	NR	500	197	NR	630	294	NR	760	7	NR	890	0	NR
375	0	NR	505	259	NR	635	261	NR	765	6	NR	895	0	NR
380	0	NR	510	319	NR	640	232	NR	770	5	NR	900	0	NR
385	0	NR	515	373	NR	645	204	NR	775	4	NR	905	0	NR
390	0	NR	520	414	NR	650	179	NR	780	4	NR	910	0	NR
395	1	NR	525	445	NR	655	157	NR	785	3	NR	915	0	NR
400	3	NR	530	465	NR	660	136	NR	790	3	NR	920	0	NR
405	5	NR	535	482	NR	665	118	NR	795	2	NR	925	0	NR
410	9	NR	540	493	NR	670	102	NR	800	2	NR	930	0	NR
415	18	NR	545	505	NR	675	87	NR	805	2	NR	935	0	NR
420	36	NR	550	515	NR	680	75	NR	810	2	NR	940	0	NR
425	72	NR	555	527	NR	685	65	NR	815	1	NR	945	0	NR
430	134	NR	560	540	NR	690	56	NR	820	1	NR	950	0	NR
435	242	NR	565	550	NR	695	48	NR	825	1	NR	955	0	NR
440	407	NR	570	557	NR	700	41	NR	830	1	NR	960	0	NR
445	684	NR	575	561	NR	705	35	NR	835	1	NR	965	0	NR
450	988	NR	580	559	NR	710	30	NR	840	1	NR	970	0	NR
455	828	NR	585	551	NR	715	26	NR	845	1	NR	975	0	NR
460	473	NR	590	537	NR	720	22	NR	850	1	NR	980	0	NR
465	333	NR	595	516	NR	725	19	NR	855	0	NR	985	0	NR
470	232	NR	600	491	NR	730	16	NR	860	0	NR	990	0	NR
475	146	NR	605	461	NR	735	14	NR	865	0	NR	995	0	NR
480	113	NR	610	429	NR	740	12	NR	870	0	NR	1000	0	NR
485	106	NR	615	395	NR	745	10	NR	875	0	NR			

REPORT NUMBER: SP1-2407-157-6

Melanopic Flux vs. Wavelength



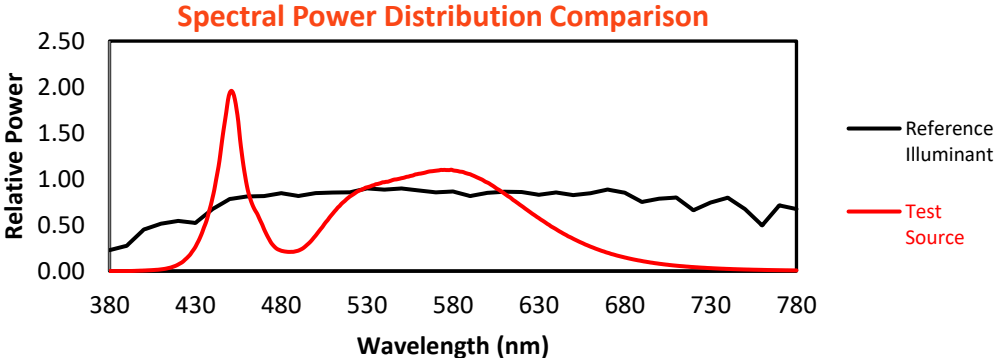
Melanopic Lumens: NR

M/P: 3.73

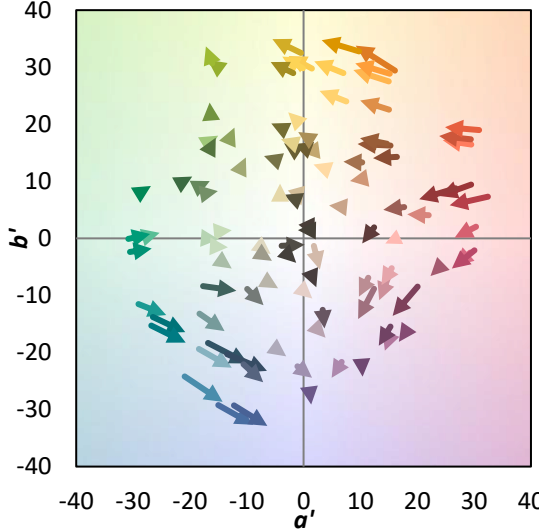
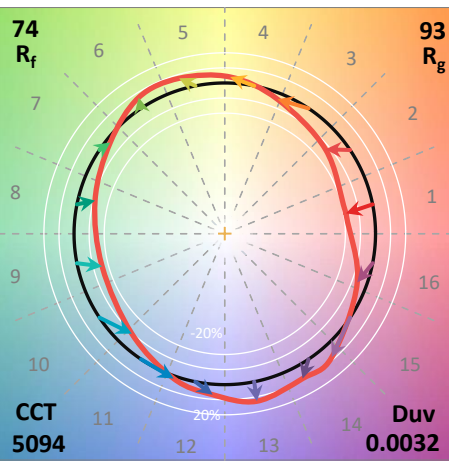
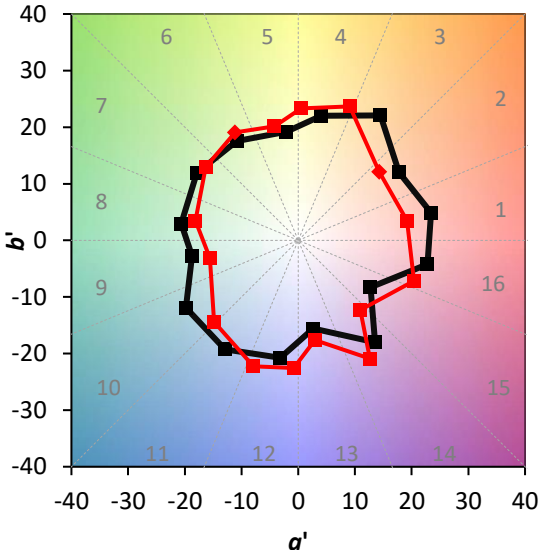
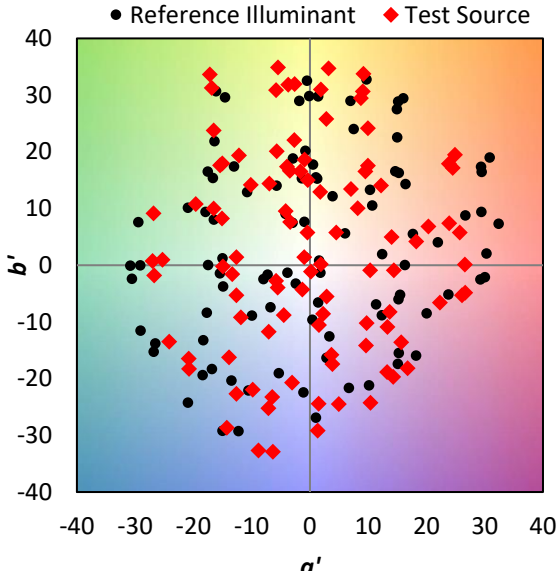
λ (nm)	Power W [^] /nm	Lumens (φ/nm)	λ (nm)	Power W [^] /nm	Lumens (φ/nm)	λ (nm)	Power W [^] /nm	Lumens (φ/nm)	λ (nm)	Power W [^] /nm	Lumens (φ/nm)	λ (nm)	Power W [^] /nm	Lumens (φ/nm)
360	0	NR	490	114	NR	620	361	NR	750	9	NR	880	0	NR
365	0	NR	495	145	NR	625	326	NR	755	8	NR	885	0	NR
370	0	NR	500	197	NR	630	294	NR	760	7	NR	890	0	NR
375	0	NR	505	259	NR	635	261	NR	765	6	NR	895	0	NR
380	0	NR	510	319	NR	640	232	NR	770	5	NR	900	0	NR
385	0	NR	515	373	NR	645	204	NR	775	4	NR	905	0	NR
390	0	NR	520	414	NR	650	179	NR	780	4	NR	910	0	NR
395	1	NR	525	445	NR	655	157	NR	785	3	NR	915	0	NR
400	3	NR	530	465	NR	660	136	NR	790	3	NR	920	0	NR
405	5	NR	535	482	NR	665	118	NR	795	2	NR	925	0	NR
410	9	NR	540	493	NR	670	102	NR	800	2	NR	930	0	NR
415	18	NR	545	505	NR	675	87	NR	805	2	NR	935	0	NR
420	36	NR	550	515	NR	680	75	NR	810	2	NR	940	0	NR
425	72	NR	555	527	NR	685	65	NR	815	1	NR	945	0	NR
430	134	NR	560	540	NR	690	56	NR	820	1	NR	950	0	NR
435	242	NR	565	550	NR	695	48	NR	825	1	NR	955	0	NR
440	407	NR	570	557	NR	700	41	NR	830	1	NR	960	0	NR
445	684	NR	575	561	NR	705	35	NR	835	1	NR	965	0	NR
450	988	NR	580	559	NR	710	30	NR	840	1	NR	970	0	NR
455	828	NR	585	551	NR	715	26	NR	845	1	NR	975	0	NR
460	473	NR	590	537	NR	720	22	NR	850	1	NR	980	0	NR
465	333	NR	595	516	NR	725	19	NR	855	0	NR	985	0	NR
470	232	NR	600	491	NR	730	16	NR	860	0	NR	990	0	NR
475	146	NR	605	461	NR	735	14	NR	865	0	NR	995	0	NR
480	113	NR	610	429	NR	740	12	NR	870	0	NR	1000	0	NR
485	106	NR	615	395	NR	745	10	NR	875	0	NR			

Summary

$R_f = 73.7$
 $R_g = 93$
 $CIE R_a = 72.0$
 $R_9 = -39.6$

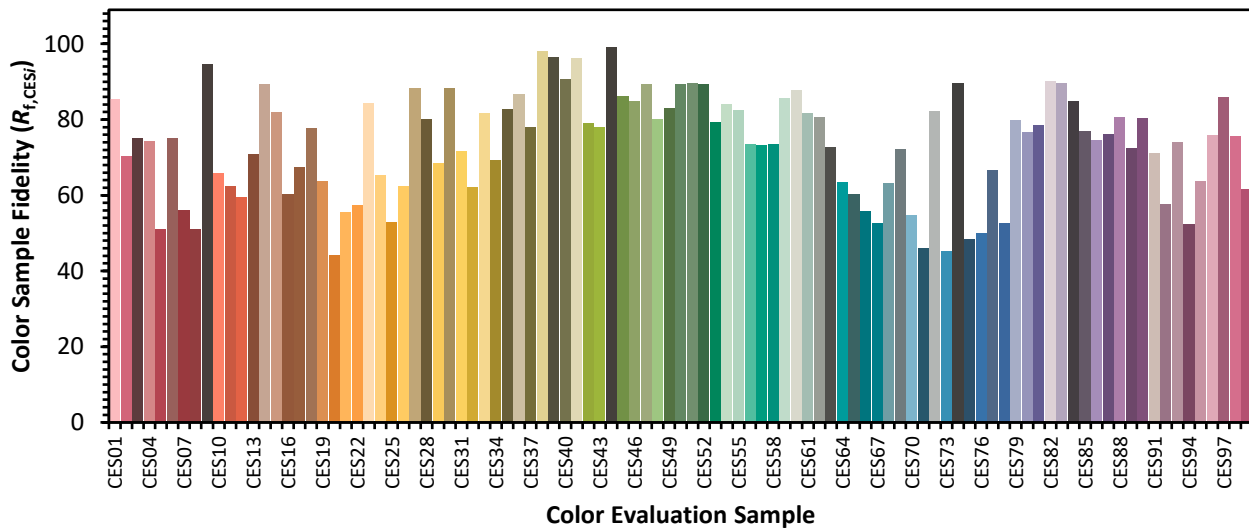


Color Vector Graphics

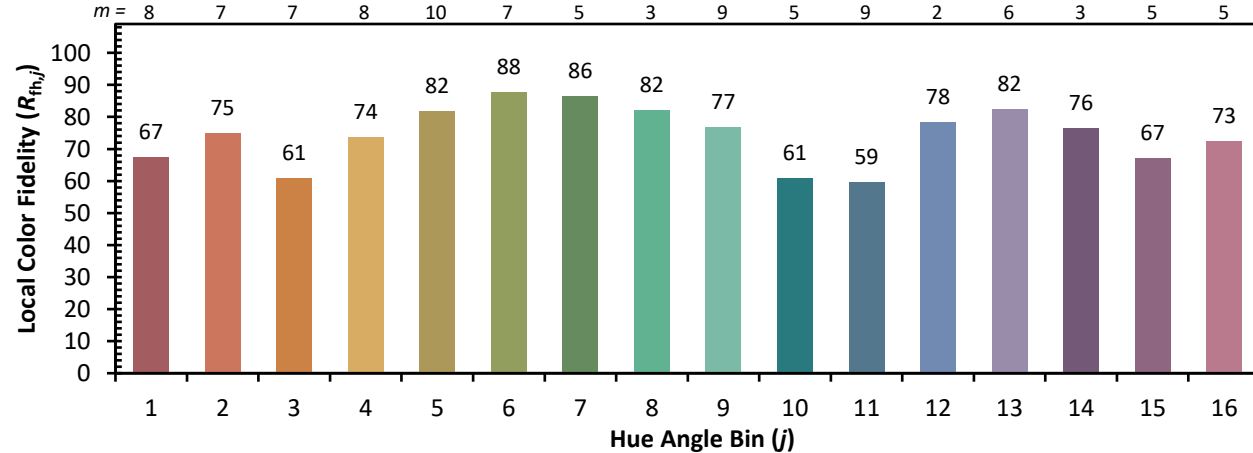
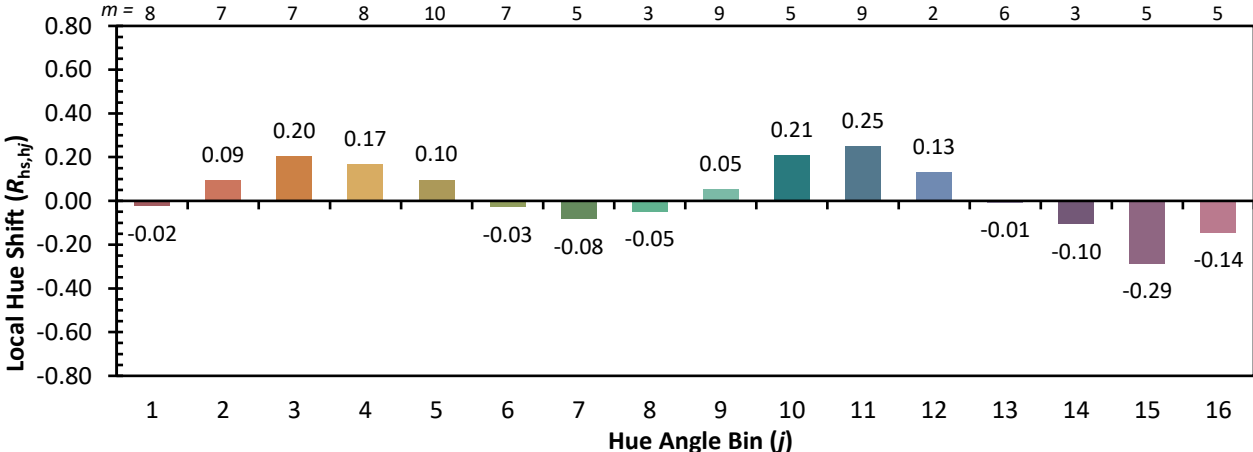
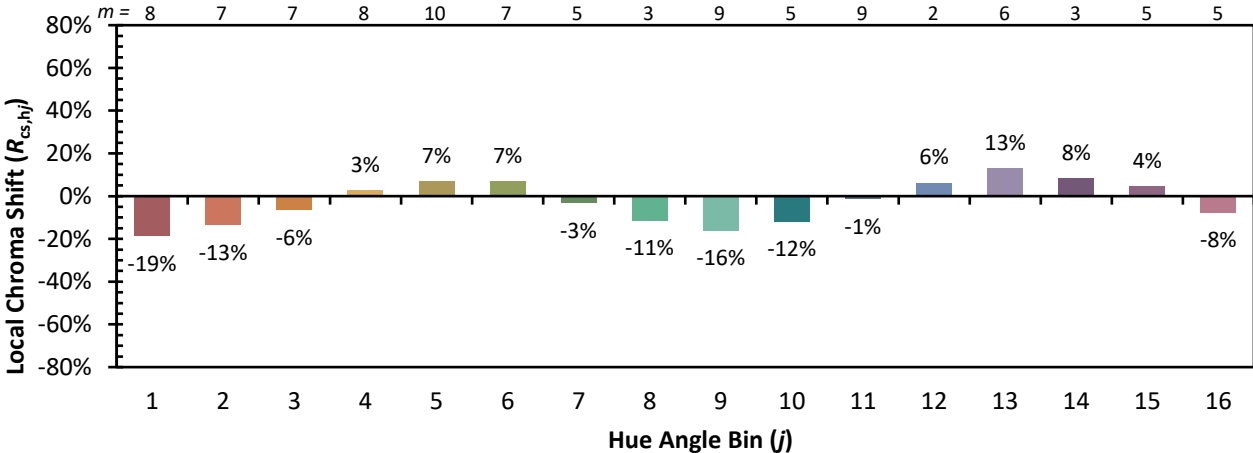


Individual Sample Fidelity Index ($R_{f,i}$)

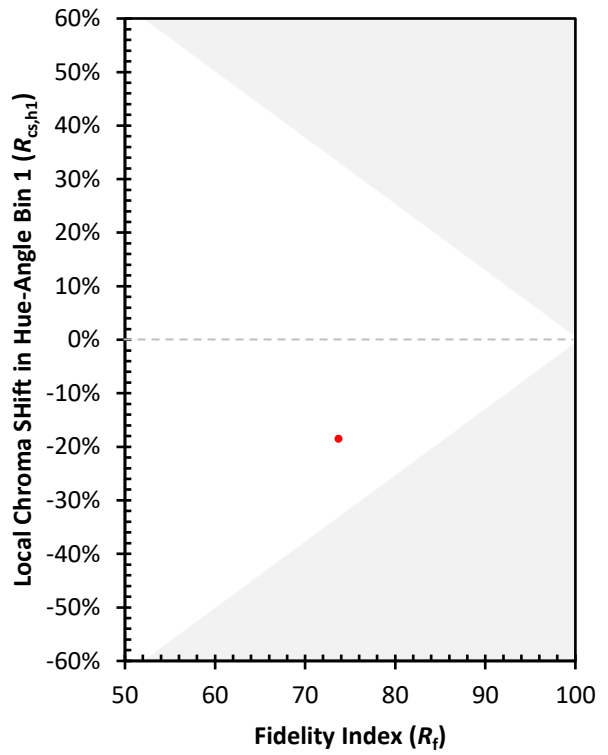
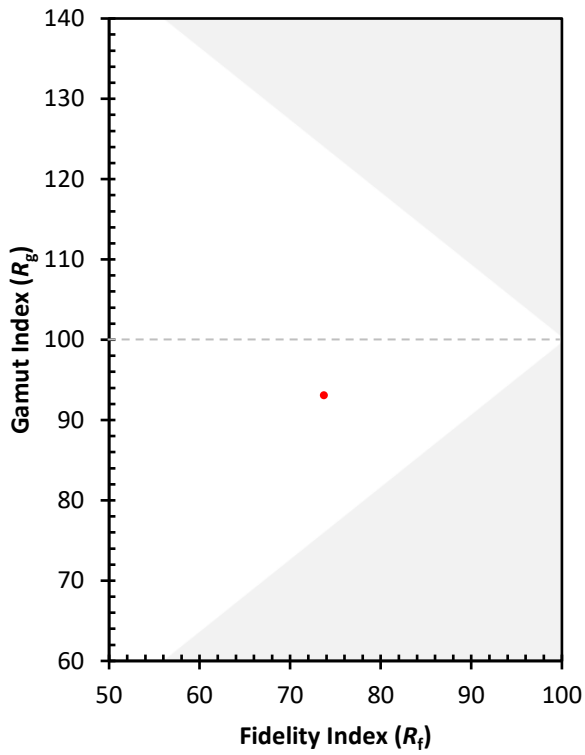
CES01 = 85	CES26 = 62	CES51 = 90	CES76 = 50
CES02 = 59	CES27 = 88	CES52 = 89	CES77 = 67
CES03 = 30	CES28 = 80	CES53 = 79	CES78 = 53
CES04 = 69	CES29 = 69	CES54 = 84	CES79 = 80
CES05 = 46	CES30 = 88	CES55 = 83	CES80 = 77
CES06 = 50	CES31 = 72	CES56 = 74	CES81 = 78
CES07 = 38	CES32 = 62	CES57 = 73	CES82 = 90
CES08 = 38	CES33 = 82	CES58 = 73	CES83 = 90
CES09 = 29	CES34 = 69	CES59 = 86	CES84 = 85
CES10 = 72	CES35 = 83	CES60 = 88	CES85 = 77
CES11 = 56	CES36 = 87	CES61 = 82	CES86 = 75
CES12 = 61	CES37 = 78	CES62 = 81	CES87 = 76
CES13 = 41	CES38 = 98	CES63 = 73	CES88 = 81
CES14 = 74	CES39 = 96	CES64 = 63	CES89 = 72
CES15 = 70	CES40 = 91	CES65 = 60	CES90 = 80
CES16 = 46	CES41 = 96	CES66 = 56	CES91 = 71
CES17 = 49	CES42 = 79	CES67 = 53	CES92 = 58
CES18 = 55	CES43 = 78	CES68 = 63	CES93 = 74
CES19 = 71	CES44 = 99	CES69 = 72	CES94 = 52
CES20 = 63	CES45 = 86	CES70 = 55	CES95 = 64
CES21 = 85	CES46 = 85	CES71 = 46	CES96 = 76
CES22 = 77	CES47 = 89	CES72 = 82	CES97 = 86
CES23 = 91	CES48 = 80	CES73 = 45	CES98 = 76
CES24 = 90	CES49 = 83	CES74 = 90	CES99 = 62
CES25 = 71	CES50 = 89	CES75 = 48	



Color Rendition by Hue-Angle Bin



Measure Comparisons



(END OF REPORT)